



Sorbitol 70% Liquid

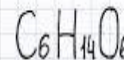
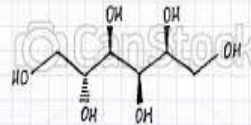


Sorbitol (70% Solution)

sorbitol



Sorbitol



© CanStockPhoto.com · csp56942785

Sorbitol Powder



Sorbitol 70% Solution

Y-1539



# Startup Business Opportunities in Sorbitol.

Manufacturing of Sorbitol.  
Start Profitable Business of Sorbitol.

# Introduction

Sorbitol is a sugar alcohol found in fruits and plants with diuretic, laxative and cathartic property. Unabsorbed sorbitol retains water in the large intestine through osmotic pressure thereby stimulating peristalsis of the intestine and exerting its diuretic, laxative and cathartic effect.

It can be obtained by reduction of glucose, which changes the converted aldehyde group ( $-CHO$ ) to a  $-C(OH)H_2$  group. Most sorbitol is made from potato starch, but it is also found in nature, for example in apples, pears, peaches, and prunes. It is converted to fructose by sorbitol-6-phosphate 2-dehydrogenase.



Sorbitol 70% Liquid

Sorbitol is one of the sugar alcohols. Sugar alcohols belong to a class of polyols characterized by being white, water-soluble, organic compounds with a general chemical formula of  $(\text{CHOH})_n\text{H}_2$ . Sugar alcohols may be produced by the hydrogenation of sugars.

Sorbitol is a sugar alcohol naturally found in fruits. Its chemical properties allow it to have multiple actions within the body. Its sweetening properties allow it to be used as a low-calorie sweetener in medicinal solutions. Its hyperosmotic properties allow it to work as a laxative, drawing water into the colon from surrounding body tissues to allow softening of stool and relieve constipation. This ability to draw in water also allows it to be used in saliva substitutes to relieve dry mouth and during transurethral prostatectomy as a urinary bladder wash.



## Market Outlook

Sorbitol is kind of sweetener/sugar alcohol extracted from corn syrup and also from fruits and berries such as apple, pear, prunes etc. Growing demand of sorbitol in global level market is due to its unique quality of sweetening agent, lower caloric value, preservative, thickening agent, humectant and anti-crystalizing agent. In food and beverage industry, sorbitol is preferred as a substitute to sugar as it has natural sweetening taste with low caloric value. Sorbitol also used in many other industry, such as personal care and pharmaceuticals.

Growing market penetration of herbal oral care products over the past decade, owing to rising awareness about oral health and importance of herbal ingredients, is expected to expand the application scope of sugar alcohols, such as sorbitol.

The growing concern of health among the population and the awareness of sugar substitution is going to propel the market. Sorbitol market is driven by the rising demand for low-calorie by the consumers and healthy food products also the increasing in the number of diabetes patients. The increasing demand of sorbitol by food and beverages in order to prepare sugar-free and dietary products is the main reason behind the growth of sorbitol market. Also the demand from cosmetics and personal care industry is nearly to boost up the market. Consumers shifting towards low sugar content foods is propelling the growth of the market. Consumer's awareness about health and the increasing number of diabetes patient is shifting the consumers towards low sugar content foods.



Sorbitol (70% Solution)

Growing consumer perception towards product benefits derived from natural ingredients is expected to drive the demand. The shift in preference towards organic personal care & cosmetic products owing to health & safety factors is expected to positively influence market growth. Increasing demand for low-calorie artificial sweeteners particularly for diabetic patients is likely to surge sorbitol market growth. Also, raising awareness about dietary supplements and their nutritional benefits is also likely to have a positive impact on the industry in the near future.

Market of sorbitol is segmented on the basis of its form and application. On the basis of form, sorbitol is segmented into liquid and powder form. On analyzing the demand of sorbitol in global level market, it assessed that consumption of liquid form of sorbitol accounts to highest share of total demand in compare to solid form of sorbitol. Another segment is on the basis of application,

sorbitol is segmented four different segments including food and beverage, pharmaceutical, personal care products and other (chemical). In current scenario it analyzed that food and beverage is the primary segment which fuels the growth of sorbitol in global level market. In food and beverage, sorbitol has higher demand due to its application as a sweetener and flavoring agent. It is used in the production of confectionery, bakery products, diet food, ice creams, jellies, candies and in beverages such as diet drinks. In addition, increasing demand of diabetic patients in developing economies also leads to increase in demand of sorbitol as a substitute to sugar. The sorbitol market in India reached a volume of 158 Kilotons in 2018, growing at a CAGR of more than 5% during 2011-2018. The market is further expected to reach a volume of 189 Kilotons by 2024. Diverse applications of sorbitol represent one of the primary factors that has added to its overall demand.

Increase in the cases of diabetes in India remains another force catalyzing the market growth. Other growth inducing factors are rising population, elevating incomes and increasing health consciousness in the country.

In the pharmaceutical sector, sorbitol is used as a preliminary material for ascorbic acid tablets and in cough syrups for its sweetening properties. It is also used as a laxative since it helps in stimulating bowel movements. Some of its other applications are in the toothpaste, food and confectioneries and industrial surfactant sectors. Diverse applications of sorbitol represent one of the primary factors that has added to its overall demand. Increase in the cases of diabetes in India remains another force catalyzing the market growth. Other growth inducing factors are rising population, elevating incomes and increasing health consciousness in the country.



## Key Players

Cargill Inc, DuPont, American International Foods Inc, Merck, Gulshan Polyols Ltd, Cargill, Incorporated, Archer Daniels Midland Company, ROQUETTE FRERES, American International Foods, Dancheng CAIXIN Sugar Industry Co.LTD., Merck Group, Sayaji Group, SLADKII MIR LTD, Tereos, Danisco, Gulshan Polyols Ltd, Ingredion Incorporated, Jeecon Foods Pvt. Ltd, Roquette, SPI PharmaInc, Amaravati Chemicals Ltd. Gayatri Bioorganics Ltd. Gulshan Polyols Ltd. Hico Products Ltd. Jayant Vitamins Ltd. Sayaji Industries Ltd. Sukhjit Starch & Chemicals Ltd. Tan India Ltd. Unicorn Organics Ltd. Anil Products Ltd Ahmedabad, Gulshan Polyols (Gulshan Sugars & Chemicals Ltd.) Delhi, Maize Products Ahmedabad, Gujarat Ambuja Proteins Ltd Ahmedabad, Sukhjit Starch Chemicals Punjab, Kasyap Sweetners Ltd Madhya Pradesh,

Roquette America Inc.US, Atanor S.A.USA, Coyne Chemical USA, Habib Arkady Ltd Pakistan, Mudanjiang Pharmaceutical Group Co. Ltd China, Pt Sumi Asih Oleochemical Industry China, Shanghai Haohua Chemical Co Ltd Shanghai, China

# Machinery Photographs





# Project at a Glance

COST OF PROJECT				MEANS OF FINANCE			
Particulars	Existing	Proposed	Total	Particulars	Existing	Proposed	Total
Land & Site Development Exp.	0.00	45.00	45.00	Capital	0.00	308.85	308.85
Buildings	0.00	127.60	127.60	Share Premium	0.00	0.00	0.00
Plant & Machineries	0.00	869.25	869.25	Other Type Share Capital	0.00	0.00	0.00
Motor Vehicles	0.00	5.00	5.00	Reserves & Surplus	0.00	0.00	0.00
Office Automation Equipments	0.00	41.00	41.00	Cash Subsidy	0.00	0.00	0.00
Technical Knowhow Fees & Exp.	0.00	25.00	25.00	Internal Cash	0.00	0.00	0.00
Franchise & Other Deposits	0.00	0.00	0.00	Accruals	0.00	0.00	0.00
Preliminary & Pre-operative Exp	0.00	2.00	2.00	Long/Medium Term Borrowings	0.00	926.55	926.55
Provision for Contingencies	0.00	85.00	85.00	Debentures / Bonds Unsecured	0.00	0.00	0.00
Margin Money - Working Capital	0.00	35.56	35.56	Loans/Deposits	0.00	0.00	0.00
<b>TOTAL</b>	<b>0.00</b>	<b>1235.41</b>	<b>1235.41</b>	<b>TOTAL</b>	<b>0.00</b>	<b>1235.41</b>	<b>1235.41</b>

# Project at a Glance

Year	Annualised		Book Value	Debt	Dividend	Retained Earnings		Payout	Probable Market Price	P/E Ratio	Yield Price/Book Value
	EPS	CEPS				Per Share	Per Share				
	Rs	Rs	Rs	Rs	Rs	%	Rs	%	Rs	No.of Times	%
1-2	5.10	10.37	15.10	24.00	0.00	100.00	5.10	0.00	5.10	1.00	0.00
2-3	7.49	12.01	22.59	18.00	0.00	100.00	7.49	0.00	7.49	1.00	0.00
3-4	9.92	13.80	32.51	12.00	0.00	100.00	9.92	0.00	9.92	1.00	0.00
4-5	12.35	15.68	44.86	6.00	0.00	100.00	12.35	0.00	12.35	1.00	0.00
5-6	14.75	17.61	59.61	0.00	0.00	100.00	14.75	0.00	14.75	1.00	0.00



# Project at a Glance

Year	D. S. C. R.			Debt / - Deposits Debt	Equity as- Equity	Total Net Worth	Return on Net Worth	Profitability Ratio					Assets Turnover Ratio	Current Ratio
	Individual	Cumulative	Overall					GPM	PBT	PAT	Net Contribution	P/V Ratio		
	(Number of times)			(Number of times)		%	%	%	%	%	%			
Initial				3.00	3.00									
1-2	1.47	1.47		1.59	1.59	1.97		18.44%	11.04%	8.96%	736.19	41.90%	1.29	0.96
2-3	1.70	1.58		0.80	0.80	1.09		21.68%	16.23%	11.28%	858.86	41.90%	1.43	1.44
3-4	1.99	1.70	2.00	0.37	0.37	0.60		23.89%	19.93%	13.08%	981.56	41.90%	1.47	1.98
4-5	2.35	1.84		0.13	0.13	0.32		25.42%	22.61%	14.47%	1104.25	41.90%	1.45	2.59
5-6	2.80	2.00		0.00	0.00	0.16		26.48%	24.58%	15.56%	1226.94	41.90%	1.38	5.33



# Project at a Glance

BEP

BEP - Maximum Utilisation Year	5
--------------------------------	---

Cash BEP (% of Installed Capacity)	34.12%
------------------------------------	--------

Total BEP (% of Installed Capacity)	41.33%
-------------------------------------	--------

IRR, PAYBACK and FACR

Internal Rate of Return .. ( In %age )	26.76%
--	--------

Payback Period of the Project is ( In Years )	2.814 Years
---	-------------

Fixed Assets Coverage Ratio ( No. of times )	4.745
--	-------



# Major Queries/Questions Answered in the Report?

1. What is Sorbitol Manufacturing industry ?
2. How has the Sorbitol Manufacturing industry performed so far and how will it perform in the coming years ?
3. What is the Project Feasibility of Sorbitol Manufacturing Plant ?
4. What are the requirements of Working Capital for setting up Sorbitol Manufacturing plant ?

- 5. What is the structure of the Sorbitol Manufacturing Business and who are the key/major players ?**
- 6. What is the total project cost for setting up Sorbitol Manufacturing Business?**
- 7. What are the operating costs for setting up Sorbitol Manufacturing plant ?**
- 8. What are the machinery and equipment requirements for setting up Sorbitol Manufacturing plant ?**

**9. Who are the Suppliers and Manufacturers of Plant & Machinery for setting up Sorbitol Manufacturing plant ?**

**10. What are the requirements of raw material for setting up Sorbitol Manufacturing plant ?**

**11. Who are the Suppliers and Manufacturers of Raw materials for setting up Sorbitol Manufacturing Business?**

**12. What is the Manufacturing Process of Sorbitol?**

- 13. What is the total size of land required for setting up Sorbitol Manufacturing plant ?**
- 14. What will be the income and expenditures for Sorbitol Manufacturing Business?**
- 15. What are the Projected Balance Sheets of Sorbitol Manufacturing plant ?**
- 16. What are the requirement of utilities and overheads for setting up Sorbitol Manufacturing plant?**
- 17. What is the Built up Area Requirement and cost for setting up Sorbitol Manufacturing Business?**

**18. What are the Personnel (Manpower) Requirements for setting up Sorbitol Manufacturing Business?**

**19. What are Statistics of Import & Export for Sorbitol?**

**20. What is the time required to break-even of Sorbitol Manufacturing Business?**

**21. What is the Break-Even Analysis of Sorbitol Manufacturing plant?**

**22. What are the Project financials of Sorbitol Manufacturing Business?**

- 23. What are the Profitability Ratios of Sorbitol Manufacturing Project?**
- 24. What is the Sensitivity Analysis-Price/Volume of Sorbitol Manufacturing plant?**
- 25. What are the Projected Pay-Back Period and IRR of Sorbitol Manufacturing plant?**
- 26. What is the Process Flow Sheet Diagram of Sorbitol Manufacturing project?**

- 27. What are the Market Opportunities for setting up Sorbitol Manufacturing plant?**
- 28. What is the Market Study and Assessment for setting up Sorbitol Manufacturing Business?**
- 29. What is the Plant Layout for setting up Sorbitol Manufacturing Business?**

# Table of Contents of the Project Report



## **Our Detailed Project Report contains**

- Introduction
- Properties
- Uses & Applications
- List of Plant & Machineries
- Miscellaneous Items and Accessories
- Instruments, Laboratory Equipments and Accessories
- Electrification, Electric Load and Water
- Maintenance, Suppliers/Manufacturers of Plant and Machineries
- Process of Manufacture
- Flow Sheet Diagram
- List of Raw Materials
- Availability of Raw Materials
- Requirement of Staff & Labour
- Skilled & Unskilled Labour
- Requirement of Land Area
- Built up Area
- Plant Layout.

➤ **Along with financial details as under:**

➤ **Assumptions for Profitability workings**

- Plant Economics
- Production Schedule
- Land & Building
- Factory Land & Building
- Site Development Expenses

➤ **Plant & Machinery**

- Indigenous Machineries
- Other Machineries (Miscellaneous, Laboratory etc.)

➤ **Other Fixed Assets**

- Furniture & Fixtures
- Pre-operative and Preliminary Expenses
- Technical Knowhow
- Provision of Contingencies

## **Working Capital Requirement Per Month**

- Raw Material
- Packing Material
- Lab & ETP Chemical Cost
- Consumable Store

## **Overheads Required Per Month And Per Annum**

- Utilities & Overheads (Power, Water and Fuel Expenses etc.)
- Royalty and Other Charges
- Selling and Distribution Expenses
- Salary and Wages
- Turnover Per Annum
- Share Capital
- Equity Capital
- Preference Share Capital

## **Annexure 1 Cost of Project and Means of Finance**

## **Annexure 2 Profitability and Net Cash Accruals**

- Revenue/Income/Realisation
- Expenses/Cost of Products/Services/Items

## **Gross Profit**

- Financial Charges
- Total Cost of Sales
- Net Profit After Taxes
- Net Cash Accruals

## **Annexure 3 :: Assessment of Working Capital requirements**

- Current Assets
- Gross Working. Capital
- Current Liabilities
- Net Working Capital
- Working Note for Calculation of Work-in-process

## **Annexure 4 :: Sources and Disposition of Funds**

## **Annexure 5 :: Projected Balance Sheets**

- ROI (Average of Fixed Assets)
- RONW (Average of Share Capital)
- ROI (Average of Total Assets)

## **Annexure 6 :: Profitability ratios**

- D.S.C.R
- Earnings Per Share (EPS)
- Debt Equity Ratio

## **Annexure 7 :: Break-Even Analysis**

- Variable Cost & Expenses
- Semi-Var./Semi-Fixed Exp.
- Profit Volume Ratio (PVR)
- Fixed Expenses / Cost
- B.E.P

## **Annexure 8 to 11 :: Sensitivity Analysis-Price/Volume**

- Resultant N.P.B.T
- Resultant D.S.C.R
- Resultant PV Ratio
- Resultant DER
- Resultant ROI
- Resultant BEP

## **Annexure 12 :: Shareholding Pattern and Stake Status**

Equity Capital

Preference Share Capital

## **Annexure 13 :: Quantitative Details-Output/Sales/Stocks**

- Determined Capacity P.A of Products/Services
- Achievable Efficiency/Yield % of Products/Services/Items
- Net Usable Load/Capacity of Products/Services/Items
- Expected Sales/ Revenue/ Income of Products/ Services/ Items

## **Annexure 14 ::Product wise domestic Sales Realisation**

## **Annexure 15 :: Total Raw Material Cost**

## **Annexure 16 :: Raw Material Cost per unit**

## **Annexure 17 :: Total Lab & ETP Chemical Cost**

## **Annexure 18 :: Consumables, Store etc.**

**Annexure 19 :: Packing Material Cost**

**Annexure 20 :: Packing Material Cost Per Unit**

**Annexure 21 :: Employees Expenses**

**Annexure 22 :: Fuel Expenses**

**Annexure 23 :: Power/Electricity Expenses**

**Annexure 24 :: Royalty & Other Charges**

**Annexure 25 :: Repairs & Maintenance Exp.**

**Annexure 26 :: Other Mfg. Expenses**

**Annexure 27 :: Administration Expenses**

**Annexure 28 :: Selling Expenses**

**Annexure 29 :: Depreciation Charges – as per Books (Total)**

**Annexure 30 :: Depreciation Charges – as per Books (P & M)**

**Annexure 31 :: Depreciation Charges - As per IT Act WDV (Total)**

**Annexure 32 :: Depreciation Charges - As per IT Act WDV (P & M)**

**Annexure 33 :: Interest and Repayment - Term Loans**

**Annexure 34:: Tax on Profits**

**Annexure 35 :: Projected Pay-Back Period And IRR**



# Project Financials

• <b>Project at a Glance</b>	<b>Annexure</b>
• Assumptions for Profitability workings .....	1
• Plant Economics.....	2
• Production Schedule.....	3
• Land & Building.....	4
Factory Land & Building	
Site Development Expenses	

- **Plant & Machinery.....5**
  - Indigenous Machineries**
  - Other Machineries (Miscellaneous, Laboratory etc.)**
  
- **Other Fixed Assets.....6**
  - Furniture & Fixtures**
  - Pre-operative and Preliminary Expenses**
  - Technical Knowhow**
  - Provision of Contingencies**
  
- **Working Capital Requirement Per Month.....7**
  - Raw Material**
  - Packing Material**
  - Lab & ETP Chemical Cost**
  - Consumable Store**

- **Overheads Required Per Month and Per Annum.....8**
  - Utilities & Overheads (Power, Water and Fuel Expenses etc.)
  - Royalty and Other Charges
  - Selling and Distribution Expenses
- **Salary and Wages .....9**
- **Turnover Per Annum .....10**
- **Share Capital.....11**
  - Equity Capital
  - Preference Share Capital

- **Annexure 1 :: Cost of Project and Means of Finance**
- **Annexure 2 :: Profitability and Net Cash Accruals**
  - **Revenue/Income/Realisation**
  - **Expenses/Cost of Products/Services/Items**
  - **Gross Profit**
  - **Financial Charges**
  - **Total Cost of Sales**
  - **Net Profit After Taxes**
  - **Net Cash Accruals**

• **Annexure 3 :: Assessment of Working Capital requirements**

- **Current Assets**
- **Gross Working Capital**
- **Current Liabilities**
- **Net Working Capital**
- **Working Note for Calculation of Work-in-process**

• **Annexure 4 :: Sources and Disposition of Funds**

- **Annexure 5 :: Projected Balance Sheets**

- **ROI (Average of Fixed Assets)**
- **RONW (Average of Share Capital)**
- **ROI (Average of Total Assets)**

- **Annexure 6 :: Profitability Ratios**

- **D.S.C.R**
- **Earnings Per Share (EPS)**
- **Debt Equity Ratio**

• **Annexure 7 :: Break-Even Analysis**

- **Variable Cost & Expenses**
- **Semi-Variable/Semi-Fixed Expenses**
- **Profit Volume Ratio (PVR)**
- **Fixed Expenses / Cost**
- **B.E.P**

• **Annexure 8 to 11 :: Sensitivity Analysis-Price/Volume**

- **Resultant N.P.B.T**
- **Resultant D.S.C.R**
- **Resultant PV Ratio**
- **Resultant DER**
- **Resultant ROI**
- **Resultant BEP**



- **Annexure 12 :: Shareholding Pattern and Stake Status**

- **Equity Capital**
- **Preference Share Capital**

- **Annexure 13 :: Quantitative Details-Output/Sales/Stocks**

- **Determined Capacity P.A of Products/Services**
- **Achievable Efficiency/Yield % of Products/Services/Items**
- **Net Usable Load/Capacity of Products/Services/Items**
- **Expected Sales/ Revenue/ Income of Products/ Services/ Items**

- **Annexure 14** :: **Product wise Domestic Sales Realisation**
- **Annexure 15** :: **Total Raw Material Cost**
- **Annexure 16** :: **Raw Material Cost per unit**
- **Annexure 17** :: **Total Lab & ETP Chemical Cost**
- **Annexure 18** :: **Consumables, Store etc.**
- **Annexure 19** :: **Packing Material Cost**
- **Annexure 20** :: **Packing Material Cost Per Unit**

- **Annexure 21** :: **Employees Expenses**
- **Annexure 22** :: **Fuel Expenses**
- **Annexure 23** :: **Power/Electricity Expenses**
- **Annexure 24** :: **Royalty & Other Charges**
- **Annexure 25** :: **Repairs & Maintenance Expenses**
- **Annexure 26** :: **Other Manufacturing Expenses**
- **Annexure 27** :: **Administration Expenses**
- **Annexure 28** :: **Selling Expenses**

- **Annexure 29 :: Depreciation Charges – as per Books (Total)**
- **Annexure 30 :: Depreciation Charges – as per Books (P & M)**
- **Annexure 31 :: Depreciation Charges - as per IT Act WDV (Total)**
- **Annexure 32 :: Depreciation Charges - as per IT Act WDV (P & M)**
- **Annexure 33 :: Interest and Repayment - Term Loans**
- **Annexure 34 :: Tax on Profits**
- **Annexure 35 :: Projected Pay-Back Period and IRR**

# Reasons for Buying our Report:

- **This report helps you to identify a profitable project for investing or diversifying into by throwing light to crucial areas like industry size, market potential of the product and reasons for investing in the product**
- **This report provides vital information on the product like it's characteristics and segmentation**
- **This report helps you market and place the product correctly by identifying the target customer group of the product**

- **This report helps you understand the viability of the project by disclosing details like machinery required, project costs and snapshot of other project financials**
- **The report provides a glimpse of government regulations applicable on the industry**
- **The report provides forecasts of key parameters which helps to anticipate the industry performance and make sound business decisions**

# Our Approach:

- **Our research reports broadly cover Indian markets, present analysis, outlook and forecast for a period of five years.**
- **The market forecasts are developed on the basis of secondary research and are cross-validated through interactions with the industry players**
- **We use reliable sources of information and databases. And information from such sources is processed by us and included in the report**

# **Scope of the Report**

**The report titled “Market Survey cum Detailed Techno Economic Feasibility Report on Sorbitol .” provides an insight into Sorbitol market in India with focus on uses and applications, Manufacturing Process, Process Flow Sheets, Plant Layout and Project Financials of Sorbitol project. The report assesses the market sizing and growth of the Indian Sorbitol Industry. While expanding a current business or while venturing into new business, entrepreneurs are often faced with the dilemma of zeroing in on a suitable product/line. And before diversifying/venturing into any product, they wish to study the following aspects of the identified product:**



- **Good Present/Future Demand**
- **Export-Import Market Potential**
- **Raw Material & Manpower Availability**
- **Project Costs and Payback Period**

**We at NPCS, through our reliable expertise in the project consultancy and market research field, have demystified the situation by putting forward the emerging business opportunity in the Sorbitol in India along with its business prospects. Through this report we have identified Sorbitol project as a lucrative investment avenue.**

# Tags

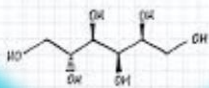
#Sorbitol\_Manufacturing\_Plant\_Detailed\_Project\_Report,  
#Project\_Report\_on\_Sorbitol\_Glucose\_Manufacturing,  
#Project\_Report\_on\_Sorbitol\_from\_Maize\_Starch\_Manufacturing,  
#Project\_Report\_On\_Sorbitol\_From\_Corn,  
#Chemical\_Industry\_Project\_Reports\_and\_Technology\_Books,  
#Indian\_Sorbitol\_Market, #maize\_processing\_plant\_project\_report,  
#sorbitol\_manufacturing\_plant, #Indian\_Sorbitol\_Market\_Industry\_Trends,  
Sorbitol liquid crystallizing and no crystallizing,  
#Project\_Report\_on\_Sorbitol\_from\_Maize\_Starch\_Manufacturing, First  
Sorbitol Plant Project, Project Reports & Profiles Maize , Indian Maize  
Processing Industry, Indian Sorbitol Market Detailed Analysis Report,  
Sorbitol liquid crystallizing and none crystallizing, sorbitol manufacturing  
in use – Products, sorbitol factory,

Project Report On Sorbitol From Corn, sorbitol manufacturing process pdf, maize processing plant project report pdf, starch manufacturing plant project report, corn starch manufacturing plant project report, (PDF) Sorbitol Production, sorbitol from maize starch, Sorbitol Manufacturing Process, Starch Technology, The biotechnological production of sorbitol, sorbitol manufacturing process pdf, Feasibility Report, Project Report, Technology Book on Sorbitol, Business Ideas of Sorbitol, Startup Project, Project Consultancy on Sorbitol, Niir Project Consultancy Services , Project Profile, Small Scale Industry, manufacturing business, technology on Sorbitol, Consultancy Services, Consultant for Sorbitol, Feasibility Report on Sorbitol, Production of Sorbitol, project cost, Investment Opportunities of Sorbitol, Industry Trends, Project Reports and Technology Books on Sorbitol, Market Detailed, Analysis Report, Profitable business on Sorbitol, Process technology books, Business consultancy,

Preparation of Project Profiles, Startup, Project for Sorbitol, Business Plan for a Startup Business, Great Opportunity for Startup, Stand\_Up\_India, Sorbitol Making Small Business Manufacturing, How to start a successful Sorbitol business, Feasibility Reports List, Niir Project Consultancy Services,, Technology Book on Sorbitol, Manufacturing Business, Market Research Report, Techn\_Economic\_Feasibility\_Study, Project Opportunities, Business Listing, Business\_Books, Consultancy\_for\_Sorbitol, Leading manufacturer of Sorbitol,



Sorbitol



**Niir Project Consultancy Services (NPCS)**  
can provide **Detailed Project Report on**  
**Startup Business Opportunities in**  
**Sorbitol.**

**Manufacturing of Sorbitol.**

**Start Profitable Business of Sorbitol.**

**See more**

<https://bit.ly/35Uex78>

<https://bit.ly/35WBTsM>

<https://bit.ly/37zrYtR>



*Visit us at*

[www.entrepreneurindia.co](http://www.entrepreneurindia.co)



[www.entrepreneurindia.co](http://www.entrepreneurindia.co)

**Take a look at  
Niir Project Consultancy Services  
on #Street View**

<https://goo.gl/VstWkd>

*Locate us on  
Google Maps*

<https://goo.gl/maps/BKkUtq9gevT2>



## OUR CLIENTS

Our inexhaustible Client list includes public-sector companies, Corporate Houses, Government undertaking, individual entrepreneurs, NRI, Foreign investors, non-profit organizations and educational institutions from all parts of the World. The list is just a glimpse of our esteemed & satisfied Clients.

**Click here to take a look**  
**<https://goo.gl/G3ICjV>**





# **Free Instant Online Project**

## **Identification and Selection Service**

**Our Team has simplified the process for you by providing a "Free Instant Online Project Identification & Selection" search facility to identify projects based on multiple search parameters related to project costs namely: Plant & Machinery Cost, Total Capital Investment, Cost of the project, Rate of Return% (ROR) and Break Even Point % (BEP). You can sort the projects on the basis of mentioned pointers and identify a suitable project matching your investment requisites.....[Read more](#)**



# Download Complete List of Project

## Reports:

### ▪ Detailed Project Reports

**NPCS is manned by engineers, planners, specialists, financial experts, economic analysts and design specialists with extensive experience in the related industries.**

**Our Market Survey cum Detailed Techno Economic Feasibility Report provides an insight of market in India. The report assesses the market sizing and growth of the Industry. While expanding a current business or while venturing into new business, entrepreneurs are often faced with the dilemma of zeroing in on a suitable product/line.**



**And before diversifying/venturing into any product, they wish to study the following aspects of the identified product:**

- **Good Present/Future Demand**
- **Export-Import Market Potential**
- **Raw Material & Manpower Availability**
- **Project Costs and Payback Period**

**The detailed project report covers all aspect of business, from analyzing the market, confirming availability of various necessities such as Manufacturing Plant, Detailed Project Report, Profile, Business Plan, Industry Trends, Market Research, Survey, Manufacturing Process, Machinery, Raw Materials, Feasibility Study, Investment Opportunities, Cost and Revenue, Plant Economics, Production Schedule,**



**Working Capital Requirement, uses and applications, Plant Layout, Project Financials, Process Flow Sheet, Cost of Project, Projected Balance Sheets, Profitability Ratios, Break Even Analysis. The DPR (Detailed Project Report) is formulated by highly accomplished and experienced consultants and the market research and analysis are supported by a panel of experts and digitalized data bank.**

**We at NPCS, through our reliable expertise in the project consultancy and market research field, have demystified the situation by putting forward the emerging business opportunity in India along with its business prospects.....[Read more](#)**



# Contact us

## **NIIR PROJECT CONSULTANCY SERVICES**

106-E, Kamla Nagar, Opp. Spark Mall,

New Delhi-110007, India.

Email: [npcs.ei@gmail.com](mailto:npcs.ei@gmail.com) , [info@entrepreneurindia.co](mailto:info@entrepreneurindia.co)

Tel: +91-11-23843955, 23845654, 23845886, 8800733955

Mobile: +91-9811043595

Fax: +91-11-23845886

Website : [www.entrepreneurindia.co](http://www.entrepreneurindia.co) , [www.niir.org](http://www.niir.org)

Take a look at NIIR PROJECT CONSULTANCY SERVICES on #StreetView

<https://goo.gl/VstWkd>



# Niir Project Consultancy Services

**An ISO 9001:2015 Company**



# Who are we?

- *One of the leading reliable names in industrial world for providing the most comprehensive technical consulting services*
- *We adopt a systematic approach to provide the strong fundamental support needed for the effective delivery of services to our Clients' in India & abroad*



*We at NPCS want to grow with you by providing solutions scale to suit your new operations and help you reduce risk and give a high return on application investments. We have successfully achieved top-notch quality standards with a high level of customer appreciation resulting in long lasting relation and large amount of referral work through technological breakthrough and innovative concepts. A large number of our Indian, Overseas and NRI Clients have appreciated our expertise for excellence which speaks volumes about our commitment and dedication to every client's success.*





*We bring deep, functional expertise, but are known for our holistic perspective: we capture value across boundaries and between the silos of any organization. We have proven a multiplier effect from optimizing the sum of the parts, not just the individual pieces. We actively encourage a culture of innovation, which facilitates the development of new technologies and ensures a high quality product.*



# What do we offer?

- *Project Identification*
- *Detailed Project Reports/Pre-feasibility Reports*
- *Market Research Reports*
- *Business Plan*
- *Technology Books and Directory*
- *Industry Trend*
- *Databases on CD-ROM*
- *Laboratory Testing Services*
- *Turnkey Project Consultancy/Solutions*
- *Entrepreneur India (An Industrial Monthly Journal)*

## How are we different ?

- *We have two decades long experience in project consultancy and market research field*
- *We empower our customers with the prerequisite know-how to take sound business decisions*
- *We help catalyze business growth by providing distinctive and profound market analysis*
- *We serve a wide array of customers , from individual entrepreneurs to Corporations and Foreign Investors*
- *We use authentic & reliable sources to ensure business precision*

# Our Approach

Requirement collection

Thorough analysis of the project

Economic feasibility study of the Project

Market potential survey/research

Report Compilation

# Contact us

## NIIR PROJECT CONSULTANCY SERVICES

106-E, Kamla Nagar, Opp. Spark Mall,  
New Delhi-110007, India.

Email: [npcs.ei@gmail.com](mailto:npcs.ei@gmail.com) , [info@entrepreneurindia.co](mailto:info@entrepreneurindia.co)

Tel: +91-11-23843955, 23845654, 23845886, 8800733955

Mobile: +91-9811043595

Fax: +91-11-23845886

Website : [www.entrepreneurindia.co](http://www.entrepreneurindia.co) , [www.niir.org](http://www.niir.org)

Take a look at NIIR PROJECT CONSULTANCY SERVICES on #StreetView

<https://goo.gl/VstWkd>



# Follow us



➤ <https://www.linkedin.com/company/niir-project-consultancy-services>



➤ <https://www.facebook.com/NIIR.ORG>



➤ <https://www.youtube.com/user/NIIRproject>



➤ <https://plus.google.com/+EntrepreneurIndiaNewDelhi>



➤ [https://twitter.com/npcs\\_in](https://twitter.com/npcs_in)



➤ <https://www.pinterest.com/npcsindia/>



# THANK YOU

**For more information, visit us at:**

[www.niir.org](http://www.niir.org)

[www.entrepreneurindia.co](http://www.entrepreneurindia.co)



[www.entrepreneurindia.co](http://www.entrepreneurindia.co)